



The U.S. Army Pathfinder School Nomenclature



Common Sling Load Equipment

Note: Students are required to know both proper nomenclature and all rated capacities. Information (in parenthesis) is not testable.



Aerial Delivery Sling Type XXVI Multi-Loop Line



Rated capacity		
# of loops	Pendant	Lifting Provision
2	8,900 lbs	5,600 lbs
3	13,500 lbs	8,500 lbs
4	17,800 lbs	11,200 lbs
6	27,000 lbs	17,000 lbs





Aerial Delivery Sling Type XXVI Multi-Loop Line



Lengths	
# of loops	Lengths Available
2	3', 9', 11', 12', 16', 20', and 120'
3	60' and 140'
4	3', 9', 11', 12', 16', 20', and 28'
6	60' and 120'



3 Foot Apex Ring or Donut Ring (Aerial Delivery Sling with Type IV Connector Link)



1. 3 Foot Apex Ring or Donut Ring-Rated capacity: 10,000 lbs
2. Type IV Connector Link-Rated capacity: 12,500 lbs
3. Base Plate
4. Aluminum Buffers
5. Locking Plate
6. Cotton Buffer



Two Point Link Assembly



1



1. Two Point Link Assembly- Rated capacity: 25,000 lbs



Suspension Clevises



1. Small Suspension Clevis- Rated capacity: 6,250 lbs, Lifting provision: 3,750 lbs
2. Medium Suspension Clevis- Rated capacity: 6,250 lbs, Lifting provision: 3,750 lbs
3. Large Suspension Clevis- Rated capacity: 12,500 lbs, Lifting provision: 7,875 lbs
4. Nut
5. Bolt



Cargo Tie-Down Equipment



1. A7A Strap- Rated capacity: 500 lbs
2. Friction Adapter
3. CGU-1/B- Rated capacity: 5,000 lbs




Cargo Tie-Down Equipment



1. 15 Foot Tie-Down Strap (Dacron Lashings)- Rated capacity: 10,000 lbs
2. D-Ring
3. Silver Load Binder- Rated capacity: 5,000 lbs
4. Black Load Binder- Rated capacity: 10,000 lbs




10,000LBS Sling Leg



1. 10,000 lbs Apex Fitting- Rated capacity: 10,000 lbs
2. 10,000 lbs Sling Leg- Rated capacity: 2,500 lbs
3. Chain
4. Grabhook Assembly



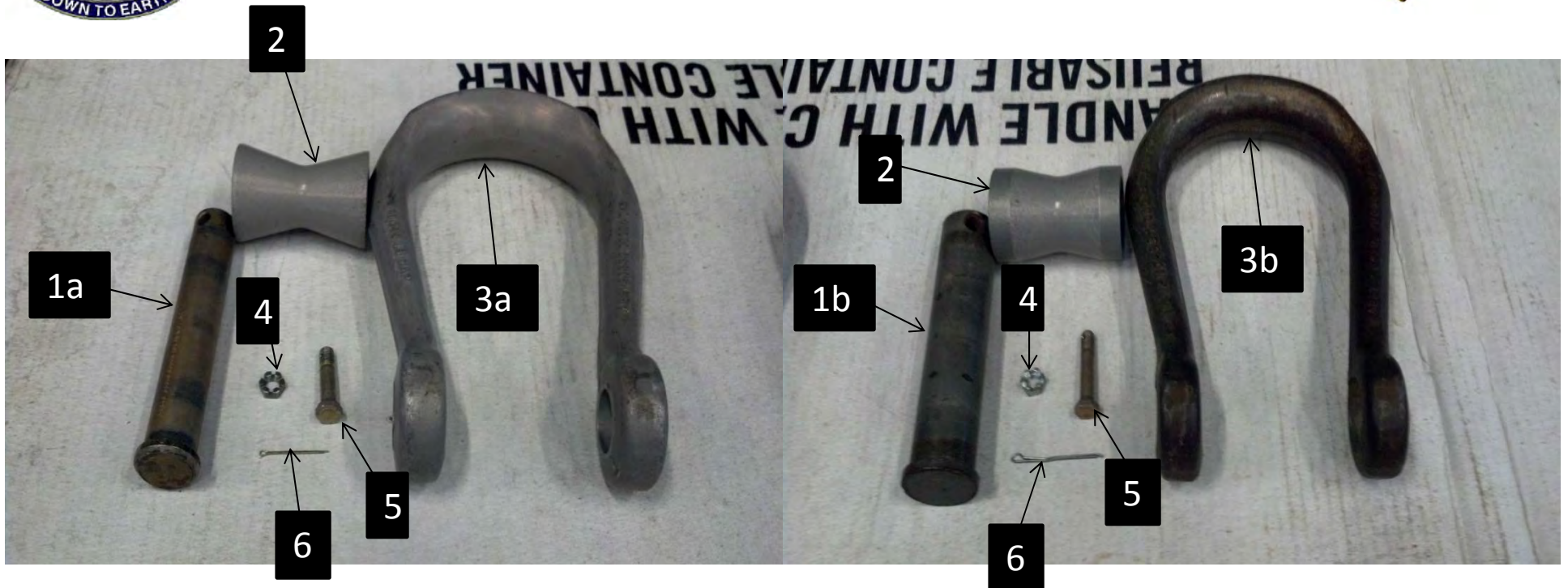
25,000 LBS Sling Leg



1. 25,000 lbs Apex Fitting- Rated capacity: 25,000 lbs
2. 25,000 lbs Sling Leg- Rated capacity: 6,250 lbs
3. Chain
4. Grabhook Assembly




Apex Fitting



1. Apex Fitting Pin- Rated capacity: 10,000 lbs=1 1/8 Inch (1a), 25,000 lbs=1 1/2 Inch (1b)
2. Apex Spacer
3. Apex Shackle- Rated capacity: 10,000 lbs (3a) AND 25,000 lbs (3b)
4. Castellated Nut
5. 3/8 Inch Drilled Bolt
6. Cotter Pin




Grabhook Assembly



- | | |
|---------------------|------------------|
| 1. Bolt and Locknut | 6. Eye |
| 2. Keeper | 7. Coupling Link |
| 3. Hook | 8. Spacer |
| 4. Pin | 9. Snap Ring |
| 5. Yoke | |




25,000 LBS Cargo Hook Reach Pendant



1. Large Looped End (Towards the load)
2. Directional Arrow
3. Handle
4. Small Looped End (Towards the aircraft)




11,000LBS Cargo Hook Reach Pendant



1. Large Looped End (Towards the load)
2. Directional Arrow
3. Handle
4. Small Looped End (Towards the aircraft)



Polyester Round Sling



1. Identification Tag (At least one must be present and legible)



Polyester Round Sling




Rated capacity by hitch type

Length	Color	Choked	Vertical	Basket	Sling Weight
8'	Green	4,200 lbs	5,300 lbs	10,600 lbs	4 lbs
17'	Green	4,200 lbs	5,300 lbs	10,600 lbs	10 lbs
8'	Yellow	6,700 lbs	8,400 lbs	16,800 lbs	5 lbs
17'	Yellow	6,700 lbs	8,400 lbs	16,800 lbs	11 lbs
30'	Red	10,600 lbs	13,200 lbs	26,400 lbs	26 lbs
65'	Blue	17,000 lbs	21,200 lbs	42,400 lbs	75 lbs
70'	Blue	17,000 lbs	21,200 lbs	42,400 lbs	81 lbs

A-22 Cargo Bag




A22 Cargo Bag




1. Lateral Strap
2. 188 Inch Strap
3. Scuff Pad
4. D-Ring
5. Canvas Cover (Optional)
6. Medium Suspension Clevis- Rated capacity: 6,250 lbs
7. 24 Inch Suspension Web- Rated capacity: 550 lbs (each)




1. Lateral Strap
2. Lacing Cord
3. 188 Inch Strap
4. Canvas Cover (Optional)




1. Lateral Strap
2. Lacing Cord
3. Friction Adapter
4. Excess Lateral Strap
5. Canvas Cover (Optional)




1. Lateral Strap
2. Friction Adapter
3. Excess Lateral Strap
4. Lacing Cord




1. Lateral Strap
2. Friction Adapter
3. 188 Inch Strap
4. Excess 188 Inch Strap
5. Lacing Cord
6. Canvas Cover (Optional)



1. 24 Inch Suspension Web
2. Medium Suspension Clevis
3. D-Ring



1. 24 Inch Suspension Web
2. Medium Suspension Clevis
3. D-Ring
4. Connector Snap




1. 24 Inch Suspension Web
2. Connector Snap
3. D-Ring

5k and 10k Cargo Nets




5k Cargo Net




1. 5k Cargo Net- Rated capacity: 5,000 lbs- Size: 15 ft x 15 ft. Mesh size: 6 in x 6 in
2. Lifting Leg
3. Hook
4. Net Apex Fitting- Rated capacity: 10,000 lbs
5. Load Zone- Size: 5 ft x 5 ft.




10k Cargo Net




1. 10k Cargo Net- Rated capacity: 10,000 lbs- Size: 18 ft x 18 ft. Mesh size: 7.5 in x 7.5 in
2. Lifting Leg
3. Hook
4. Load Zone. Size: 6 ft x 6 ft



1. Net Apex Fitting
2. Hook
3. Tape
4. Breakaway Tie
5. Lifting Legs



1. Net Apex Fitting
2. Net Apex Tether Cord
3. Hook (Hooks must be taped, tape omitted in picture to show entire hook)



- 1. Breakaway Tie
- 2. Border Cord


M1097




1. Wheels



1. Hood Latch
2. Data Plate



1. Transmission Selector
2. Parking Brake
3. Steering Wheel



1. Instrument Cluster (Right of the Steering Wheel)
2. Steering Wheel
3. Cable
4. Lock
5. Parking Brake



1. Seat Pin




1. Seat Latch




1. Fuel Cap

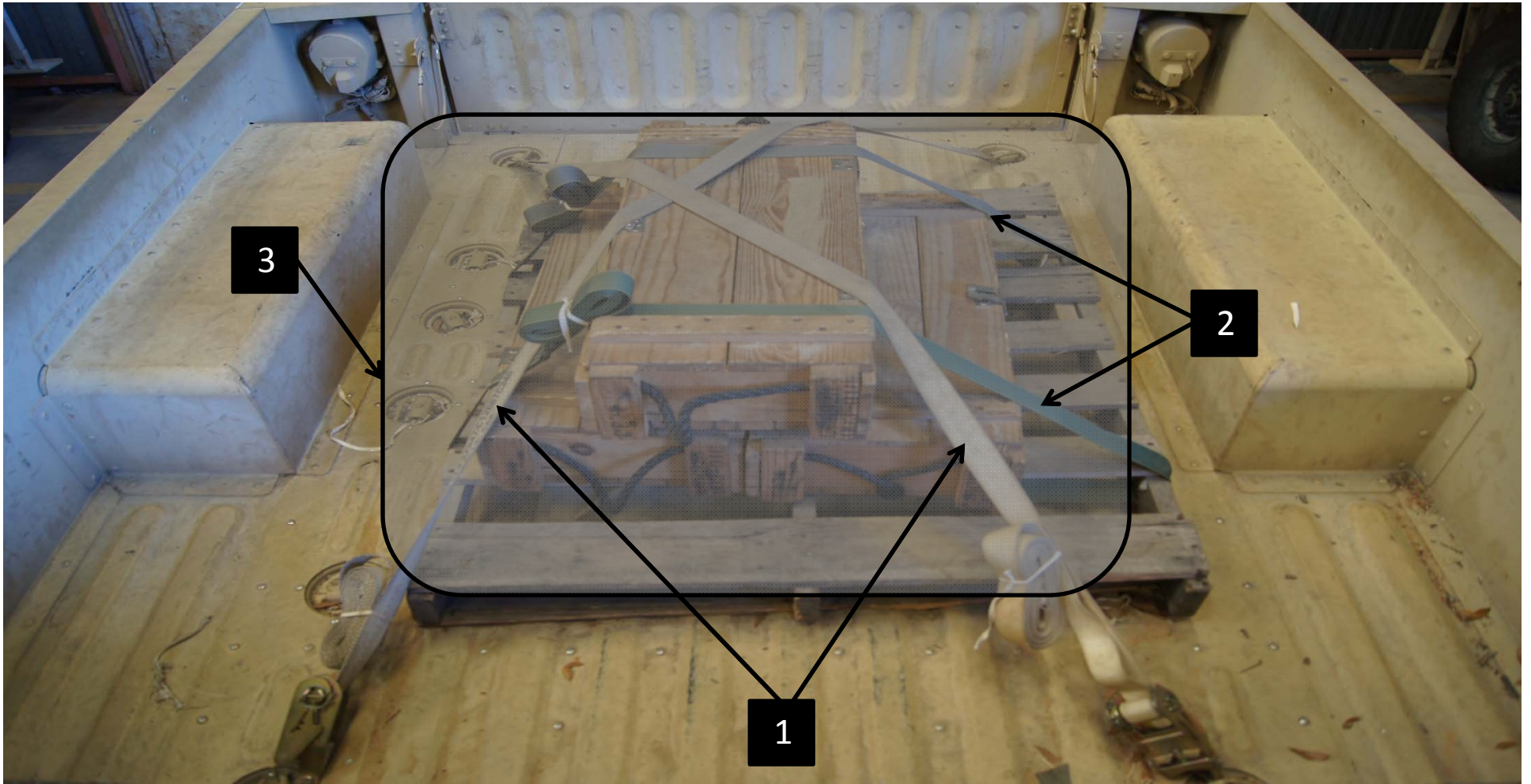
M1101 TRAILER




1. Cattle Hair Felt
2. Parking Brake
3. Lunette
4. Front Jack
5. Safety Chains
6. Data Plate




1. Lunette
2. Safety Chains
3. Light Cable




1. CGU-1/B
2. A7A Strap
3. Load




- 1. Stabilizer Leg
- 2. Cattle Hair Felt
- 3. Tailgate Latch



1. Manufactured Pin
2. Tailgate Latch
3. Stabilizer Leg



1. Stabilizer Leg
2. Manufactured Pin



1. Cattle Hair Felt

M1151



1. Wheels
2. Turret




1. Fuel Cap



1. Hood Latch
2. Wheels



1. Turret Lock



1. Turret Latch
2. Turret Handle
3. Turret Lock